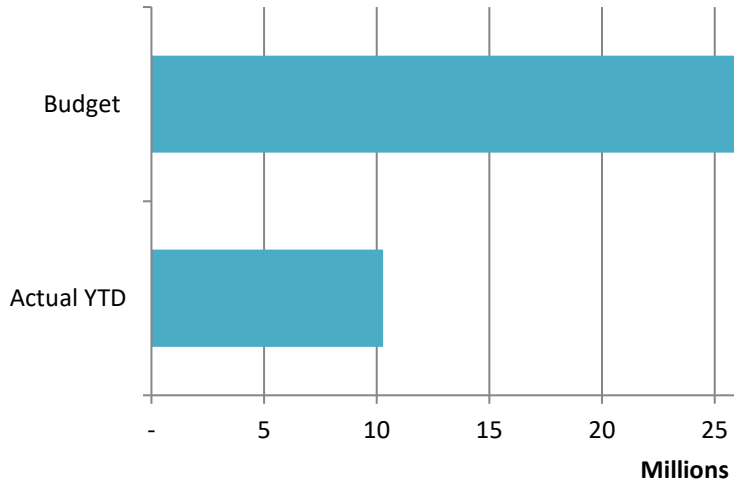



# NOV 2024 Board Graphs

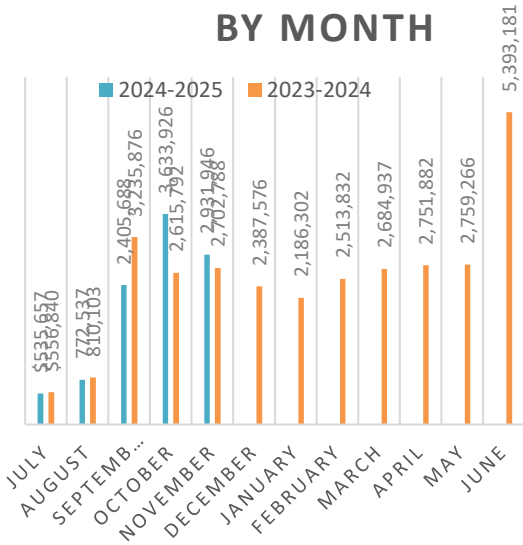
## 2024-2025 General Fund Expenditures



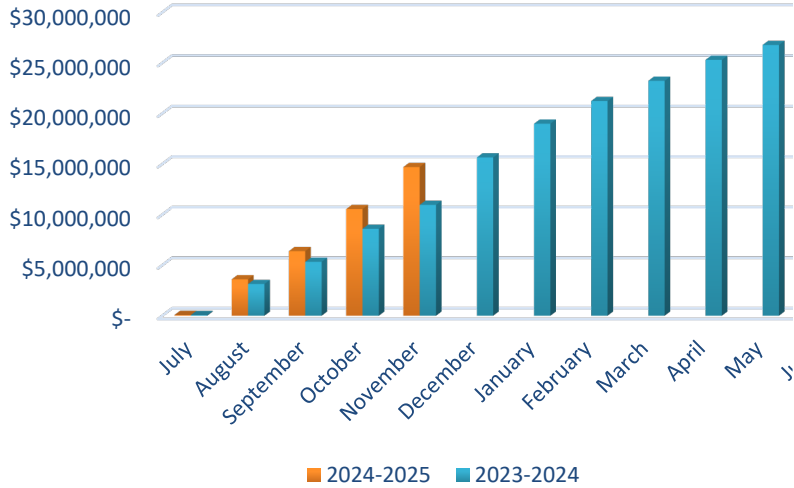
## Balance Sheet General Fund Cash Comparison



## GENERAL FUND EXPENDITURES BY MONTH

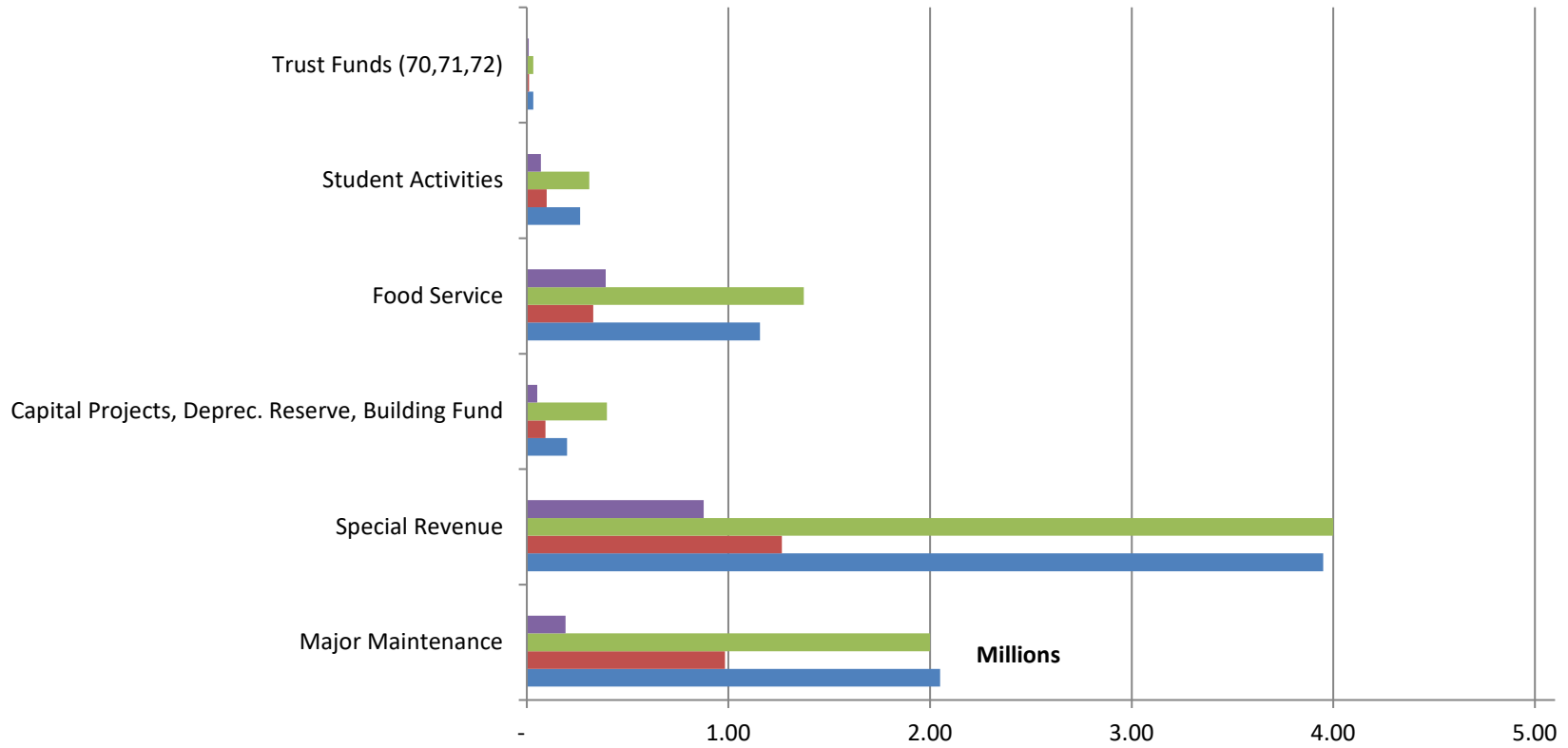


## Revenues by Month YTD COMPARISON



# NOV 2024 Board Graphs

## % of Expenditures Budget



	Major Maintenance	Special Revenue	Capital Projects, Deprec. Reserve, Building Fund	Food Service	Student Activities	Trust Fund (70,71,72)
■ % of Budget	9.60%	21.93%	13.02%	28.45%	22.33%	29.90%
■ Year to Date Expenditures	191,954.72	877,341.13	51,686.12	390,763.30	69,220.17	9,419.89
■ Budget Expenditures	2,000,000.00	4,000,000.00	397,000.00	1,373,715.00	310,000.00	31,500.00
■ Year to Date Revenues	983,367.79	1,265,026.93	92,673.38	329,517.02	98,525.81	10,508.35
■ Budget Revenues	2,050,000.00	3,950,000.00	200,000.00	1,156,650.00	265,000.00	31,500.00